



2020-2021 University Student Learning Outcomes Report

Executive Summary

During the 2020-2021 academic year (AY 2021), the five Washburn University Student Learning Outcomes (USLOs) consisted of Critical and Creative Thinking (CCT), Communication (COM), Global Citizenship, Ethics and Diversity (GED), Information Literacy and Technology (ILT), and Quantitative and Scientific Reasoning (QSR). Student performance was rated on a scale of 0 = Not Evaluated, 1 = Beginning, 2 = Developing, 3 = Target, or 4 = Advanced.

The total number of valid overall student USLO ratings for Summer 2020 was 955; Fall 2020 had a total of 6,542, and Spring 2021 had a total of 5,443, for an AY 2021 total of 12,940 overall USLO student ratings.

The number of subjects, courses, and sections that were collected during AY 2021 were 51, 139, and 480, respectively; 33 subjects, 51 courses, and 66 sections in Summer 2020; 44 subjects, 106 courses, and 341 sections in Fall 2020; and 49 subjects, 114 courses, and 324 sections in Spring 2021.

For the five USLOs in AY 2021, the number of subjects, courses, sections, and overall student USLO ratings (with 0 = Not Evaluated and missing ratings removed) were:

- CCT = 15 subjects, 51 courses, 155 sections, 3,683 overall student USLO ratings
- COM = 4 subjects, 13 courses, 86 sections, 2,611 overall student USLO ratings
- GED = 18 subjects, 37 courses, 83 sections, 2,360 overall student USLO ratings
- ILT = 5 subjects, 7 courses, 48 sections, 1,298 overall student USLO ratings
- QSR = 9 subjects, 31 courses, 108 sections, 2,988 overall student USLO ratings

For AY 2021, ILT had the highest percent of overall student USLO ratings at the Target or Advanced performance level with 89.1%, followed by COM at 87.9%, QSR at 81.3%, GED at 78.4%, and CCT had the lowest percent of student summary ratings at Target/Advanced with 75.6%. Evaluating ratings by term, ILT had the highest percentage of Target or Advanced performance levels in Summer 2020 (100%) and Fall 2020 (89.3%), but COM had the highest scores in Spring 2021 (88.3%).

ILT yielded the highest mean scores for overall student USLO ratings for each term and overall on a scale from 1 = Beginning, 2 = Developing, 3 = Target, and 4 = Advanced: Summer 2020 (\bar{x} = 3.91), Fall 2020 (\bar{x} = 3.47), Spring 2021 (\bar{x} = 3.37), AY 2021 (\bar{x} = 3.45). The median for each term for ILT was 4.00 or, in other words, Advanced.

For USLO ratings by subject, the percent of overall student USLO ratings at the Target or Advanced performance level was highest for GED at 100% for the subject areas of Foreign Languages, German, and Women's and Gender Studies. For CCT, Political Science was the highest at 97.8%. For ILT, Mass Media was at 93.9%. For QSR, Geology has been the subject area with the highest percentage for the past four years, including AY 2021 at 92.7%. Communication was the subject area with the highest percentage for COM (90.1%), which was also the case in all previous years.

Introduction

The five University-wide Student Learning Outcomes (USLOs) consist of Critical and Creative Thinking (CCT), Communication (COM), Global Citizenship, Ethics, and Diversity (GED), Information Literacy and Technology (ILT), and Quantitative and Scientific Reasoning (QSR). General education courses contain student learning objectives tailored to the curriculum. These objectives vary in number for each course from one to seven. Student performance in general education courses is rated on the student learning objectives, on a scale of 0 = Not Evaluated, 1 = Beginning, 2 = Developing, 3 = Target, and 4 = Advanced. Additionally, all scoring includes an overall student USLO rating that represents the total student performance in relation to the course USLO.

This report contains the results of USLO ratings from the 2020-2021 academic year (AY 2021) which included the Summer 2020, Fall 2020, and Spring 2021 terms. In most cases, 0 = Not Evaluated has been removed from analysis. In addition, ratings of 3 = Target and 4 = Advanced performance levels are highlighted in the report; these ratings are considered proficient in the USLO.

Overall Student USLO Ratings

The total number of cases in the AY 2021 data was 12,940; 955 scores were from Summer 2020, 6,542 from Fall 2020, and 5,443 from Spring 2021 (see Table 1). There were 1,164 cases with missing values or had an overall student USLO rating of 0 = Not Evaluated; these scores are not included in this report. Additionally, due to the COVID-19 pandemic and subsequent changes to delivery modes, a small number of AY 2021 courses did not report USLO scores, and this likely contributed to the number of missing values.

The most student USLO ratings were entered for Fall 2020 courses (50.6%), and this was a consistent trend across most of the USLO Attributes, with the exception of GED which had 47.5% of scores entered in Spring 2021.

Table 1. Number and Percentage of Overall Student USLO Ratings by USLO Attribute and Term

USLO Attribute	Summer 2020	Fall 2020	Spring 2021	AY 2021
CCT	247	1,816	1,620	3,683
	6.7%	49.3%	44.0%	100%
COM	256	1,344	1,011	2,611
	9.8%	51.5%	38.7%	100%
GED	201	1,038	1,121	2,360
	8.5%	44.0%	47.5%	100%
ILT	32	825	441	1,298
	2.5%	63.6%	34.0%	100%
QSR	219	1,519	1,250	2,988
	7.3%	50.8%	41.8%	100%
Total	955	6,542	5,443	12,940
	7.4%	50.6%	42.1%	100%

Number of Sections, Courses, and Subjects

The five USLOs were assessed during Summer 2020 in 66 sections of 51 general education courses in 33 subjects. In Fall 2020, there were 341 sections of 106 general education courses in 44 subjects assessed. In Spring 2021, 324 sections of 114 general education courses in 49 subjects were assessed. Overall the number of sections was 480, with 139 general education courses in 51 subjects. See Table 2 for subjects, courses, and sections by USLO Attribute and Term.

Table 2. Number of Subjects, Courses, and Sections by USLO Attribute and Term

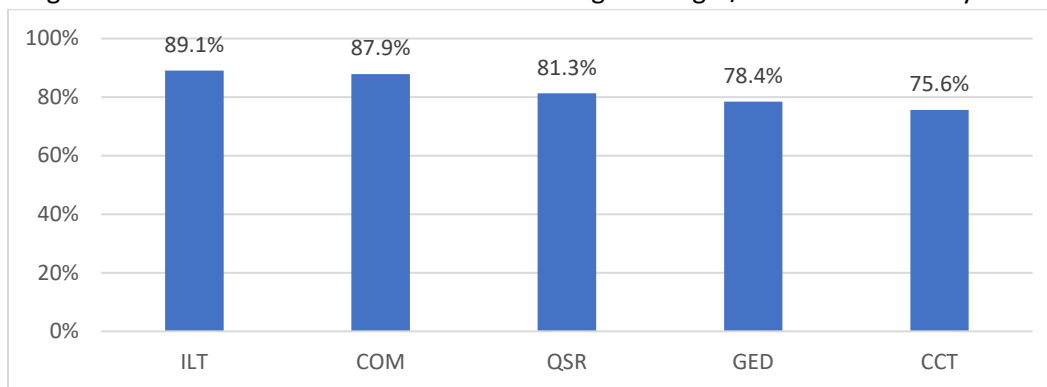
USLO Attribute	Subjects	Courses	Sections
Summer 2020			
CCT	11	19	24
COM	2	5	15
GED	10	12	11
ILT	2	2	3
QSR	8	13	13
Total	33	51	66
Fall 2020			
CCT	14	38	94
COM	4	12	75
GED	12	22	50
ILT	5	6	41
QSR	9	28	81
Total	44	106	341
Spring 2021			
CCT	14	39	95
COM	4	13	66
GED	18	31	62
ILT	4	5	22
QSR	9	26	79
Total	49	114	324
Totals for AY 2021			
CCT	15	51	155
COM	4	13	86
GED	18	37	83
ILT	5	7	48
QSR	9	31	108
Total	51	139	480

The USLO assessed in the most sections and courses during AY 2021 was CCT, which was assessed in 155 sections, 51 courses, and 15 subjects. This was followed by QSR which was assessed in 108 sections, 31 courses, and 9 subjects. COM was assessed in 86 sections, 13 courses, and 4 subjects. GED was assessed in 83 sections, 37 courses, and 18 subjects, while ILT was assessed in 48 sections, 7 courses, and 5 subjects.

Percent of Student Summary Scores by Performance Levels and USLO

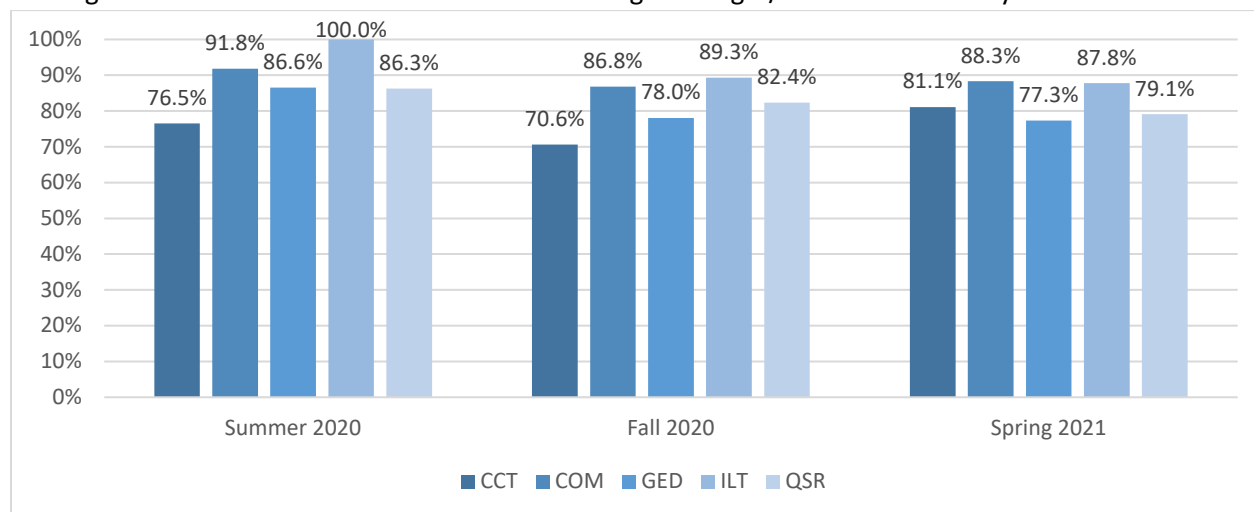
The USLO with the highest percentage of overall student ratings at the Target or Advanced performance levels was ILT at 89.1%. COM had the second highest percentage with 87.9% of scores at Target or Advanced. QSR and GED had 81.3% and 78.4% of scores at Target or Advanced, respectively. CCT had the fewest scores (75.6%) at the Target or Advanced performance levels. See Figure 1.

Figure 1. Percent of Overall Student USLO Ratings at Target/Advanced Levels by USLO



For Summer 2020, ILT had the highest percentage of overall student USLO ratings at the Target or Advanced performance levels (100.0%), followed by COM with 91.8%. GED was the third highest at 86.6%. QSR (86.3%) and CCT (76.5%) had the two lowest percentages. In Fall 2020, again, ILT had the highest performance level of Target or Advanced overall student USLO ratings at 89.3%, with COM close behind at 86.8%. QSR was third highest at 82.4%, and GED was fourth at 78.0%. CCT had the lowest percentage at 70.6%. For Spring 2021, the highest percentage of scores at Target or Advanced performance levels was again COM at 88.3%. ILT was again rated as the second highest, just below COM at 87.8%. The CCT performance level was third at 81.1%, and QSR was rated similarly at 79.1%. GED had the lowest overall student USLO ratings for Spring 2021 at 77.3%. See Figure 2.

Figure 2. Percent of Overall Student USLO Ratings at Target/Advanced Levels by USLO and Term



Next, the four USLO performance levels, 1 = Beginning, 2 = Developing, 3 = Target and 4 = Advanced, were analyzed, and the mean, median, and standard deviation were generated by attribute and term.

See Table 3. The highest mean scores for each term and AY were for ILT. The mean score for ILT in Summer 2020 was the highest of all USLO scores at 3.91. The ILT mean scores were slightly lower in Fall 2020 ($\bar{x} = 3.47$) and Spring 2021 ($\bar{x} = 3.37$), making the mean score 3.45 for the AY. The median for each term for ILT was 4.00, whereas all other USLOs yielded 3.00 medians. COM had the second highest mean scores with 3.37 in Summer 2020, 3.29 in Fall 2020, 3.33 in Spring 2021, and 3.31 for the AY. GED had the third highest mean score in Summer 2020 with 3.28 and the second lowest in Fall 2020 ($\bar{x} = 3.06$). In Spring 2021 GED scored 3.11, and 3.10 for the AY. The mean score for CCT was the lowest score in Summer 2020 ($\bar{x} = 3.05$) and Fall 2020 ($\bar{x} = 2.97$); however, CCT had the third highest mean score in Spring 2021 ($\bar{x} = 3.20$), yet the lowest for the AY ($\bar{x} = 3.07$). The mean score for QSR was tied with GED in Summer 2020 ($\bar{x} = 3.28$), was the third lowest in Fall 2020 ($\bar{x} = 3.16$), the lowest in Spring 2021 ($\bar{x} = 3.10$), and third lowest for the AY ($\bar{x} = 3.15$).

Table 3. Mean and Standard Deviation of Overall Student USLO Ratings by USLO Attribute and Term

USLO Attribute	Mean	Median	Standard Deviation	Total
Summer 2020				
CCT	3.05	3.00	0.86	247
COM	3.37	3.00	0.68	256
GED	3.28	3.00	0.81	201
ILT	3.91	4.00	0.30	32
QSR	3.28	3.00	0.72	219
Total	3.27	3.00	0.77	955
Fall 2020				
CCT	2.97	3.00	0.97	1,816
COM	3.29	3.00	0.74	1,344
GED	3.06	3.00	0.92	1,038
ILT	3.47	4.00	0.78	825
QSR	3.16	3.00	0.84	1,519
Total	3.16	3.00	0.88	6,542
Spring 2021				
CCT	3.20	3.00	0.86	1,620
COM	3.33	3.00	0.72	1,011
GED	3.11	3.00	0.92	1,121
ILT	3.37	4.00	0.83	441
QSR	3.10	3.00	0.83	1,250
Total	3.20	3.00	0.84	5,443
Totals for AY 2021				
CCT	3.07	3.00	0.92	3,683
COM	3.31	3.00	0.73	2,611
GED	3.10	3.00	0.91	2,360
ILT	3.45	4.00	0.79	1,298
QSR	3.15	3.00	0.83	2,988
Total	3.18	3.00	0.86	12,940

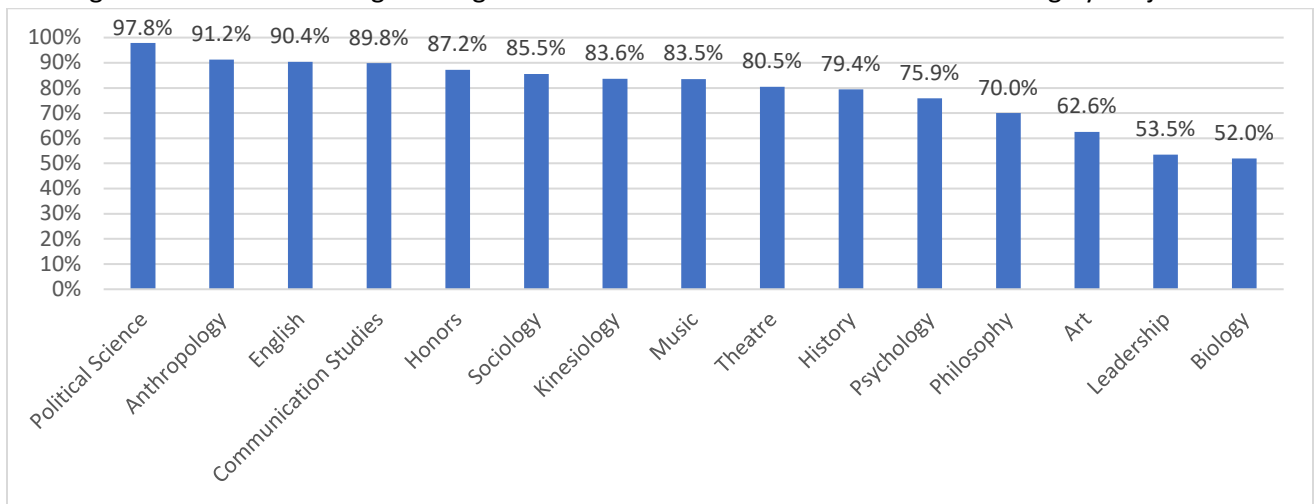
Overall Student USLO Ratings by Subject

The overall student USLO ratings within each USLO were disaggregated by the subject area in which the USLO scores were assessed and scored. The percent of scores classified at the Target or Advanced performance levels for the AY 2021 were examined for patterns in the percentage trends.

Critical and Creative Thinking by Subject

The percent of student USLO ratings at the Target or Advanced performance levels for CCT were highest for courses in the subject areas of Political Science (97.8%), Anthropology (91.2%), and English (90.4%). Communication Studies, Honors, Sociology, Kinesiology, Music, and Theatre had 90-80% of Target or Advanced ratings in CCT. The subject areas assessed at 80% or lower Target or Advanced ratings were History, Psychology, Philosophy, Art, Leadership, and Biology. See Figure 3.

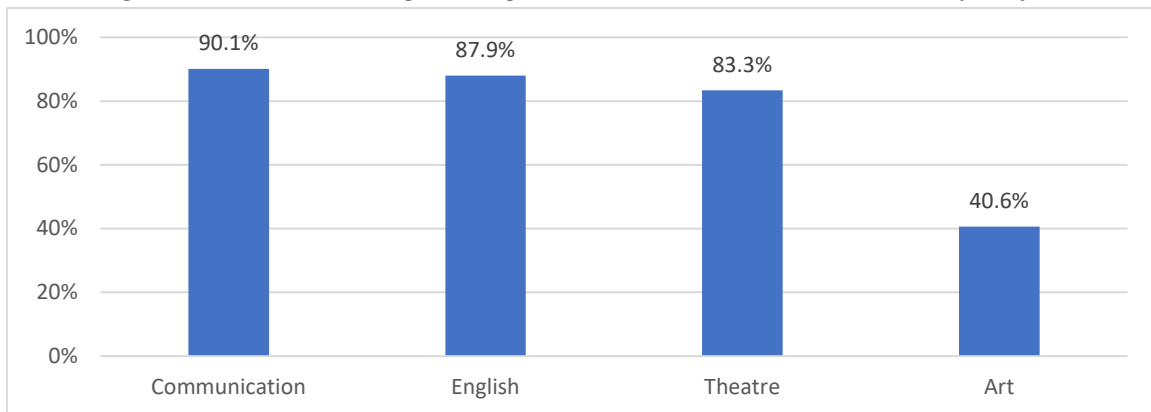
Figure 3. Percent of Ratings at Target or Advanced for Critical and Creative Thinking by Subject



Communication by Subject

Four subjects were assessed as COM during AY 2021. The percent of student USLO ratings at the Target or Advanced performance levels for COM ranged from approximately 90% to 40%. Communication had the highest percent (90.1%), followed by English (87.9%), Theatre (83.3%), and Art (40.6%). See Figure 4.

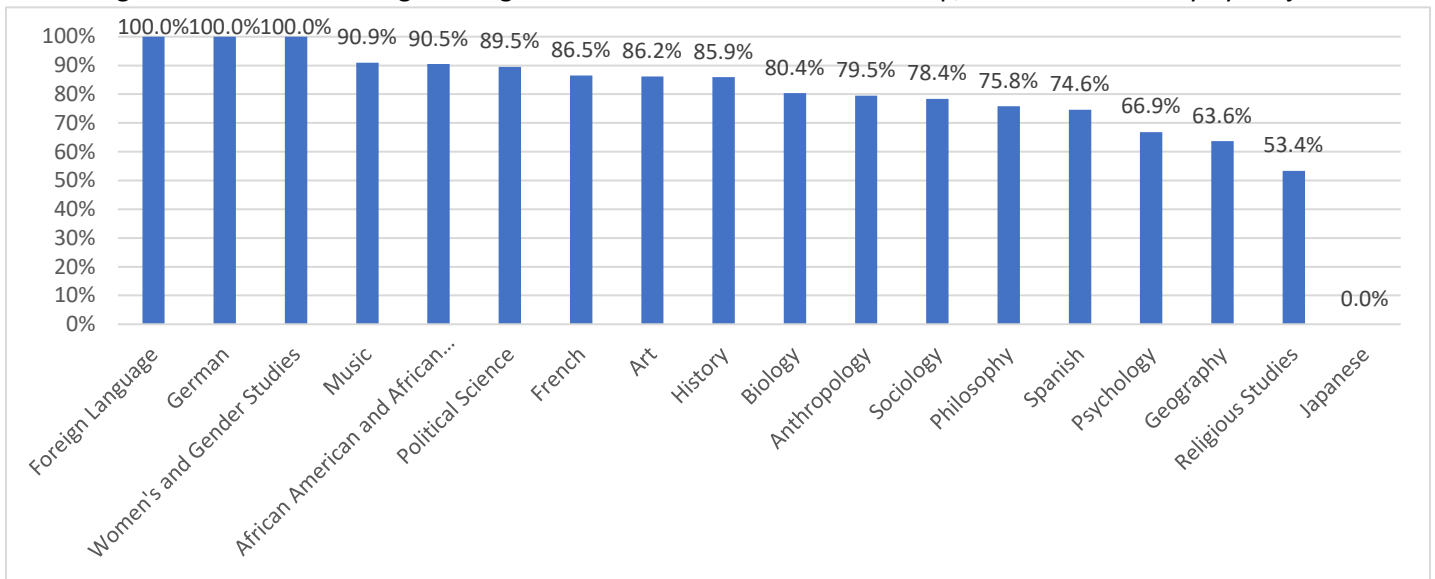
Figure 4. Percent of Ratings at Target or Advanced for Communication by Subject



Global Citizenship, Ethics, and Diversity by Subject

The GED student USLO ratings at Target or Advanced were at 100% for the subjects of Foreign Language, German, and Women’s and Gender Studies. Music, African American and African Diaspora Studies, Political Science, French, Art, History, and Biology were rated between 91-80%. Anthropology, Sociology, Philosophy, and Spanish were rated between 80-70%. Psychology, Geography, and Religious Studies were rated less than 70%. Japanese had no USLO scores that were Target or Advanced. See Figure 5.

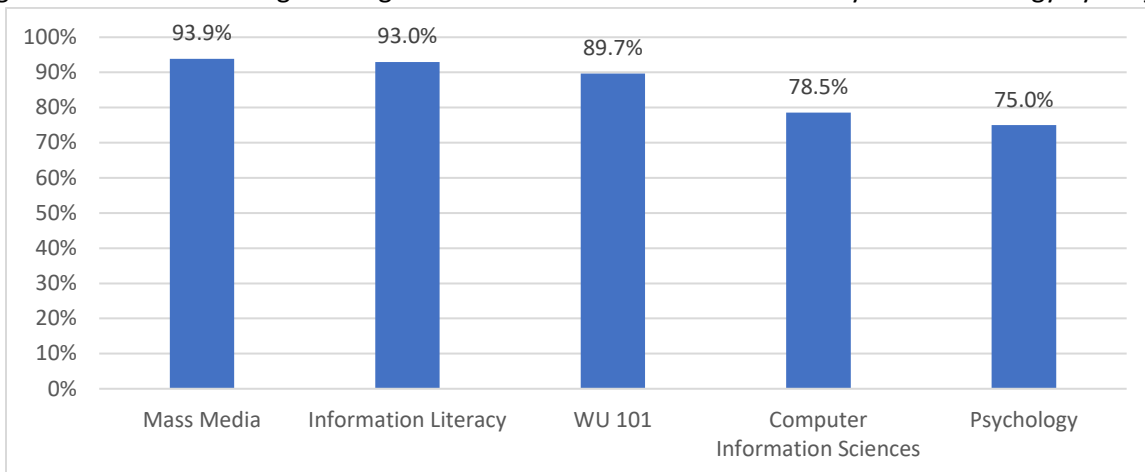
Figure 5. Percent of Ratings at Target or Advanced for Global Citizenship, Ethics and Diversity by Subject



Information Literacy and Technology by Subject

The ILT courses assessed with this USLO spanned across five subjects. Mass Media was rated the highest at 93.9%. Information Literacy was rated at 93.0% and WU 101 was rated at 89.7%. Computer Information Sciences and Psychology received the lowest performance level scoring of Target or Advanced at 78.5% and 75.0% of student ratings, respectively. See Figure 6.

Figure 6. Percent of Ratings at Target or Advanced for Information Literacy and Technology by Subject

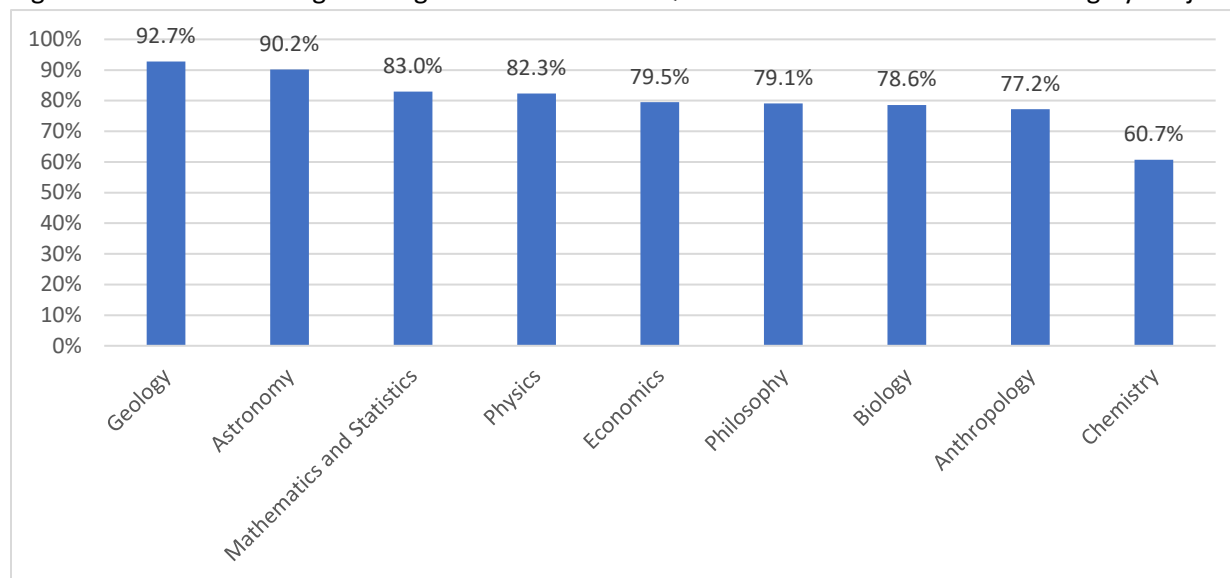


Quantitative and Scientific Reasoning by Subject

The percent of student USLO ratings at the Target or Advanced performance levels for QSR were highest for courses in the subject areas of Geology and Astronomy (92.7% and 90.2%, respectively).

Mathematics & Statistics and Physics scores fell between 90-80%, and Economics, Philosophy, Biology, and Anthropology were rated in the 80-70% range. The lowest ratings were from Chemistry (60.7%). See Figure 7.

Figure 7. Percent of Ratings at Target or Advanced for Quantitative and Scientific Reasoning by Subject



Comparison to Previous Results

In comparing the AY 2021 USLO results with those from previous years, there were several areas to note. Please consult previous reporting posted on the Washburn USLO website at <https://www.washburn.edu/academics/assessment/uslo-assessment.html>.

QSR increased in the number of overall USLO ratings that were collected, from 3,689 in AY 2018 to 3,858 in AY 2019, and then decreased by almost 1,000 ratings to 2,862 in AY 2020. This decrease in AY 2020 was likely due to the COVID-19 pandemic as many Chemistry and Mathematics courses were not able to collect information from students to complete the QSR USLO ratings in Spring 2020. QSR rebounded in AY 2021 to 2,988 overall USLO ratings, and although there was no impact from COVID-19 on collecting student outcome data, this is still lower than AY 2018 or AY 2019.

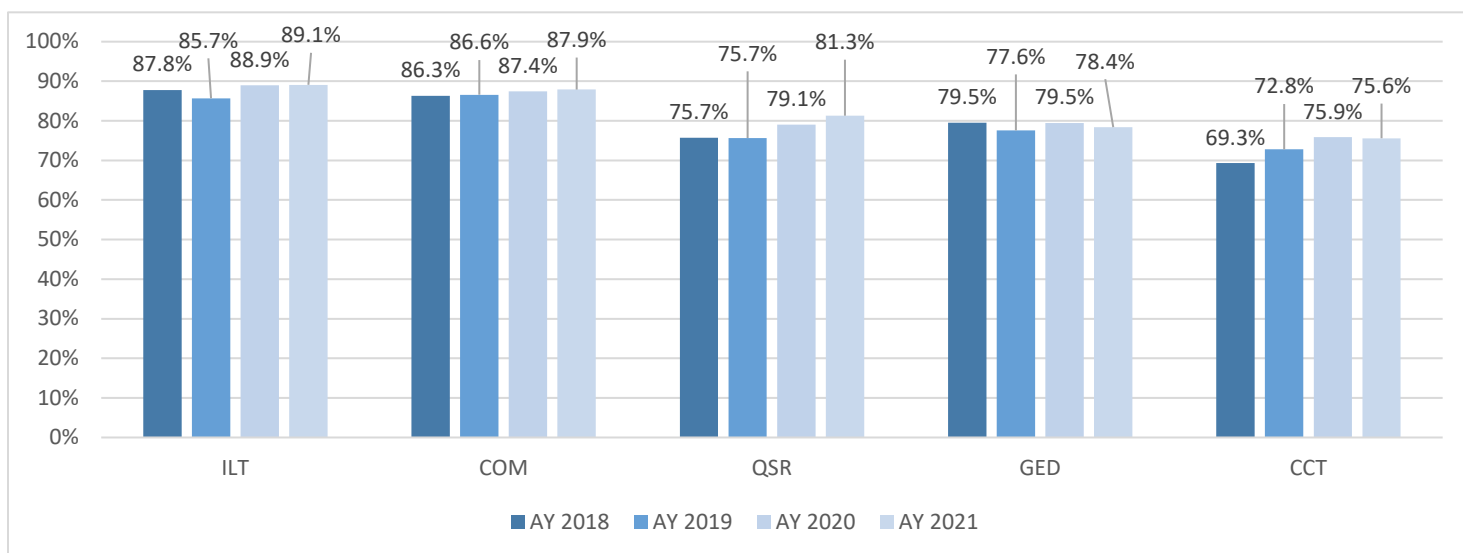
For the four other USLOs, CCT scores totaled 3,683, which is an increase from 3,508 in AY 2020, but a decrease from 3,848 in AY 2019 and 4,551 in AY 2018. GED decreased from the previous year; the AY 2021 total was 2,360, and AY 2020 total was 2,862, this is also a decrease from 3,201 in AY 2018 and 2,895 in AY 2019. ILT has slightly decreased over time, from 1,712 in AY 2018 to 1,516 in AY 2019, followed by a slight increase in AY 2020 at 1,565, then lowered again in AY 2021 at 1,298. COM increased in AY 2020 with 3,508, from 2,604 in AY 2019, and 3,054 in AY 2018, but there was a decrease in AY 2021 with 2,611 scores. Overall, there were fewer valid student USLO ratings collected over time from AY to AY, from 16,207 in AY 2018 to 14,721 in AY 2019, to 13,543 in AY 2020, to 12,940 in AY 2021.

The USLO assessed in the most sections and courses during the current and the previous three years was CCT, which was assessed in 155 sections and 51 courses in 15 subjects in AY 2021. QSR and GED have alternated from second to third most assessed for most of the past four years. For example, in AY 2021, QSR was assessed in 108 sections and 31 courses in 9 subjects, and GED was assessed in 83 sections in 37 courses and 18 subjects. However, the previous year, GED was assessed in 90 sections and 33 courses in 16 subjects, and QSR was assessed in 89 sections, 29 courses, and 9 subjects. In AY 2018, COM was assessed second most frequently, in 170 sections, 54 courses, and 16 subjects. After AY 2018, COM has been the second or third least assessed with only 86 sections, 13 courses, and 4 subjects in AY 2021. ILT continues to be assessed in the fewest courses, sections, and subjects for the past four years.

The highest mean and median scores for each term and overall AY scores were in ILT in AY 2018, AY 2019 and in AY 2020. Although ILT continues to be offered in the fewest subjects, courses, and sections and has the smallest number of overall student USLO ratings, the mean and median scores continue to be higher than the other four USLOs.

ILT had the highest percentage of overall student ratings at the Target or Advanced performance levels with 89.1% in AY 2021, 88.9% in AY 2020 and 87.8% in AY 2018, although COM was the highest in AY 2019 at 86.6%, and ILT was the second highest with 85.7%. COM was consistently rated second highest at 87.9% in AY 2021, 87.4% in AY 2020, and 86.3% in AY 2018 (although highest in AY 2019 as stated earlier). QSR became the third highest in AY 2021 with 81.3% Target or Advanced ratings. In earlier years, QSR was rated 79.1% in AY 2020 and 75.7% in AYs 2018 and 2019. GED became the fourth highest for the first time with Target and Advanced scores of 78.4% in AY 2021, whereas previous scores of 79.5%, 77.6%, and 79.5% in AYs 2020, 2019, and 2018, respectively, were high enough to be third. CCT continues to receive the lowest ratings, although the percentage of Target and Advanced ratings has increased over the years from 69.3% in AY 2018 and 72.8% in AY 2019 to 75.9% in 2020, with a slight decrease to 75.6% in AY 2021. See Figure 8.

Figure 8. Percent of Overall Student USLO Ratings at Target/Advanced Levels by USLO and AY



In examining the USLO ratings by subject for AY 2021, GED had several subjects with 100% of ratings at the Target or Advanced performance levels including Foreign Languages, German, and Women’s and

Gender Studies. Foreign Languages and German were rated 100% in the previous AY as well. Political Science scored the highest percent of ratings for CCT (97.8%). For ILT, Mass Media was rated at Target or Advanced performance levels with 93.9% of valid overall ratings. In the previous year Information Literacy was the highest. For QSR, Geology has been the subject area with the highest percent of student USLO ratings for the past four years, including AY 2021 at 92.7% of Target or Advanced scores. Communication was the subject area with the highest percent of student USLO ratings at the Target or Advanced performance levels for COM (90.1%) which was also the case in all previous years.

Overall Observations and Limitations

As has been observed in previous years, more than half of the overall student USLO ratings are collected in Fall 2020 (50.6%) out of the AY 2021 total of 12,940 overall USLO student ratings. Therefore, the findings in this report were weighted toward Fall 2020 scores.

The USLOs CCT and QSR were assessed in the most sections, courses, and subjects, while ILT was assessed in the fewest sections, courses, and subjects. However, ILT was the highest rated at the Target or Advanced performance level overall for AY 2021 (89.1%). Additionally, when assessing the four USLO performance levels of overall USLO student ratings, ILT had the highest mean and median scores of all five USLOs (3.45 and 4.00, respectively).

There were 1,164 cases missing overall student USLO ratings in AY 2021. This is improved from the AY 2018 report where 1,697 cases were missing, and the AY 2020 report where 1,213 cases were missing, but much more than the 327 that were missing in AY 2019. The greater number of missing cases in AY 2020 is likely due to the COVID-19 pandemic that impacted USLO collection during the Spring 2020 semester. After removing all missing overall student USLO ratings and ratings of 0 = Not Evaluated, the number of valid cases for AY 2021 was reduced by 8.3%, whereas AY 2020 was reduced by 14.5%, AY 2019 by 9.4%, and AY 2018 by 13.5%.